

Fitting Instructions

Fitting Difficulty



Revo Full Carbon Intake Kit VAG 2.0TSI EA888 EVO Low Output

Contents

Description	
Revo Carbon Front Section	1
Revo Carbon Airbox Lid	1
Revo Carbon Airbox Lid Intake Hose	1
Revo Machined Turbo Inlet	1
Revo Replacement Panel Filter	1
Revo Machined Turbo Inlet Viton O-Ring	1
M6 x 20mm Bolt	1
M5 x 18mm Bolt	2
M5 Rubber Flat Washer	8
90-110mm Hose Clamp	1
70-90mm Hose Clamp	1

Recommended Tools

Tools	Size
Ratchet	
Sockets	7, 8mm
Hex Bits	3mm
Torx Bits	T25, T30
Socket Extension	



Before starting, please ensure that the battery is disconnected and you have ensured the engine is cool. Engine temperatures can remain high for a substantial amount of time after use.



Fitting Instructions

Fitting Difficulty




Revo Full Carbon Intake Kit VAG 2.0TSI EA888 EVO Low Output



Installation was performed on a UK-spec. Mk8 GTI. Installation on other vehicles will be similar but may not be exact


- 1 Open the bonnet and remove the engine cover



- 2 Loosen the clamp on the rear of the intake hose (7mm socket)



- 3 Remove the vacuum hose and secondary air injection hose (if equipped) from the airbox, gently pull up on the airbox to release it from the (3) engine bay grommets. Set it and the attached intake hose aside, out of the work area



- 4 Loosen the (8) airbox lid screws (T25 bit) and remove the airbox lid and intake hose from the lower airbox. Remove the stock panel filter as well as the snow filter from the lower airbox – the lower airbox should appear as shown




Fitting Instructions

Fitting Difficulty




Revo Full Carbon Intake Kit VAG 2.0TSI EA888 EVO Low Output

- 5 Unclip the coolant hose from the stock front section, remove the (2) front section screws (T25 bit), remove the stock front section and place it out of the work area



- 6 Loosen the stock turbocharger inlet bolt (T30 bit) and carefully move the inlet side-to-side to remove it from the turbocharger




- 7 Confirm that the Revo o-ring is installed onto the Revo turbocharger inlet and install the Revo inlet by inserting the bottom edge into the turbocharger first, then pushing in the top of the inlet and twisting into it place. Install the supplied M6 bolt and torque to 9 ft.-lbs. (12Nm) to secure the inlet into place

Note – Do not pinch the Revo inlet o-ring during installation. A light coating of oil on the o-ring may be helpful to make installation easier



- 8 Install the Revo carbon front section and thread in the (2) supplied M5 bolts (3mm Hex). Do not tighten the bolts yet



Fitting Instructions

Fitting Difficulty



Revo Full Carbon Intake Kit VAG 2.0TSI EA888 EVO Low Output

- 9 Reinstall the lower airbox into the engine bay/Revo carbon front section and install the Revo panel filter into the lower airbox in the orientation shown




- 10 Tighten the M5 bolts installed on the Revo carbon front section (3mm hex) to 31 in.-lbs (3.5Nm)



- 11 Remove the (8) screws from the stock airbox lid (T25 bit), insert the (8) supplied rubber washers onto the screws. Install the Revo lid onto the lower airbox, install the screws into the Revo lid (with the secondary air injection adapter nearest to the Revo lid vacuum port, if required) and tighten the screws to 26 in.-lbs. (3Nm). Reconnect the stock vacuum hose to the Revo lid port



- 12 Reinstall the engine cover and install the supplied hose clamps onto the Revo intake hose (larger hose clamp on the airbox side, smaller clamp on the turbocharger inlet side). Install the Revo hose onto the Revo lid and turbocharger inlet so that the hose has ~4mm clearance to the engine cover in the area shown. Tighten the supplied hose clamps (8mm socket)



- 13 Start and test drive the vehicle to ensure there are no leaks/part interferences during operation. Your installation is now complete

Fitting Instructions

Revo Full Carbon Intake Kit VAG 2.0TSI EA888 EVO Low Output

Fitting Difficulty



ITEM NO.	DESCRIPTION	QTY.
1	REVO CARBON FRONT SECTION	1
2	REVO CARBON AIRBOX LID	1
3	REVO CARBON AIRBOX LID INTAKE HOSE	1
4	REVO MACHINED TURBO INLET	1
5	REVO REPLACEMENT PANEL FILTER	1
6	REVO MACHINED TURBO INLET VITON O-RING	1
7	M6 x 1.0 x 20MM 130 RAISED TORX COUNTERSUNK BOLT STAINLESS STEEL	1
8	M5 x 0.8 x 18MM STAINLESS STEEL BUTTON HEAD BOLT	2
9	90-110MM STAINLESS STEEL WORM DRIVE HOSE CLAMP	1
10	70-90MM STAINLESS STEEL WORM DRIVE HOSE CLAMP	1
11	M5 RUBBER FLAT WASHER	8